


Platinum Coast Orchid Society

The Rhizome

June 2022

Welcome to all of our new members who were present at the May meeting. Those who were there had an opportunity to get a deal on ferns and orchids left over from our society exhibit and some were even raffle winners. We look forward to meeting the rest at the June meeting.



Many thanks to member, Mark Walters (shown at left) for the interesting talk on orchids and how he repots.



CALENDAR

June 8th, 6pm—Board meeting

June 8th, 7pm—Business meeting

Program: Presented by Thanh of Springwater Orchids

June 14th, 6pm—Post-show meeting for show committee members - chairs to give reports.

July—No meeting. Ramble to be announced .
Potting sessions TBA.

SUNSHINE

Continuing get well wishes to Barbara Biondi.

In June, we will have Thanh Nguyen of Springwater Orchids, as our speaker. Thanh will also have orchids for sale. We look forward to welcoming him again.


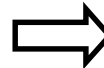
In July, we will not have a meeting but will have a ramble, which is a visit to a member's home, to see how they grow orchids in the area where they live. Charlie Scholes will also be dividing his cattleyas this summer, so if anyone wants to see how he divides and repots orchids, you can come over to the house and observe, participate, and perhaps receive a division of the plant he is dividing. If interested, just click reply on the newsletter email and Patti will let you know when he is dividing. If you are not able to come over on that date, he will be dividing all summer and fall, so there will be other opportunities.

A MODERN DAY FABLE: PUTTING IN AN EXHIBIT FOR THE VOLUSIA SHOW



.....FROM START TO FINISH

When an invitation is received, someone has to volunteer to be chairman. No one wants to be chairman, so Patti volunteers to chair. She knows nothing about exhibits or orchids, so the 8 people who are always there show up to do it. The VCOS show theme is "Orchademy Awards". WHAT?!? Sally comes up with a darling idea to put in a red carpet and Margaret adds a crystal bowl and some AOS stickers. Orchids are added, ferns are added, moss is added, and voila! We win for Best Show Theme and receive 2nd place in overall exhibit, and many members' orchids receive ribbons.



MORAL OF THIS STORY: Don't be afraid to volunteer in PCOS, especially if you don't know anything. In this society, being a leader is easy, because we will be there to help.



By
Patti

TOOLS YOU NEED FOR REPOTTING by Charlie



If you are planning to divide or repot an orchid, these are the things you will need. Before starting, take the plant you are repotting and put the whole thing in a large bucket of water with a small bit of balanced fertilizer mixed in and leave it for several hours. This will allow the roots and old medium to detach so you can clean the plant thoroughly before repotting it.

PREPARING THE PLANT



A good set of shears should be cleaned thoroughly by flame or solution before cutting off any dead parts of the plant after it has soaked. Repeat before each plant.





Any open wounds on the roots or leaves that you have cut, should have a good dosing of cinnamon, if you are not going to use a fungicide.



POTTING THE PLANT



You will already have decided whether you want to mount your orchid or pot it. Either clay or plastic pots can be used, but it is important that if there are not enough holes, you drill or cut some, so your plant's roots will have good airflow. Clips that attach to the side will help stabilize your newly potted plant. Just attach the plant to the stake with twist tie material.




Clips or stakes can be used vertically as shown above or horizontally to secure plant.



Clay pebbles (Aliflor or other)


You will already have decided what kind of medium you want to use. Dendrobiums might prefer clay pebbles. Cattleyas love the mixture at the right. Phalaenopsis like sphagnum moss. But you may use a combination or mixture to suit your needs.



3 parts bark (Orchiata or other), 2 parts clay pebbles, and 1 part spongerock mixed together.



New Zealand sphagnum moss, soaked in a bucket of water for an hour.



Put the name of your orchid on a new tag and tuck the old one deep in the pot. Sprinkle a time released granular fertilizer on top of the medium in your newly potted plant. Then allow the plant to rest and dry out for a few days.



AOS NEWS PAGE

GREAT PLACES FOR MEMBERS TO FIND INFORMATION ON ORCHIDS:

1. Programs—Take notes—someday they will make sense.
2. AOS Magazine articles. “Orchids” is available at every meeting for check out.
3. Members— Ask longtime members about orchids, but realize that your yard and potting choices are key. We all use trial and error to succeed.
4. Internet sites—**www.aos.org**—This AOS site has the answer to almost any question.
5. Rambles at members’ homes to help you identify how others in your area grow their orchids.

PCOS is an affiliate of the **American Orchid Society (AOS)**. There’s an abundance of information on the AOS website. Please visit www.aos.org for articles, advice on growing orchids, and lots of free information.

Ask Betty Adamson for an application if you’re interested in joining.

For all current members, remember that your renewal notice will arrive in the Orchid Magazine prior to your month of renewal.

www.aos.org

FOR AOS MEMBERS: The AOS also has a presence on Facebook. There is a [group](#) with close to 65,000 members, and a [page](#). Each allows you to post photographs and ask questions about your orchids. The group is the most active of the two, and group members usually respond quickly to posts. The page is parallel to the AOS Instagram account. <https://www.facebook.com/groups/52597049839> <https://www.facebook.com/AmericanOrchidSociety>

UPCOMING SHOWS AND EXPOS

No Florida shows scheduled for June, July or August

AOS WEBINARS IN JUNE: AOS members can register online.

Tuesday, June 7th, 8:30—Bulbophyllum of the Philippines, A survey of endemic species, Presenter Jim Cootes, Australia based botanist, author, lecturer, and orchidologist

Tuesday, June 28th, 8:30—Greenhouse Focus, Mounting orchids made easy, Presenter Ron McHatton

June, any day—Recorded webinar on ‘Mounting Orchids’

WHAT’S NEW IN THE AOS MAGAZINE, ORCHIDS, JUNE EDITION? Available at the June meeting:

“Wayquecha Cloud Forest Research Station”

“Dendrobium anosmum”

CONGRATULATIONS!

Tammy entered an orchid in the show for the very first time and received a first place ribbon.

C. Edisto ‘Carol’ AM/AOS



2022 PCOS OFFICERS & CHAIRMEN

BE PART OF THE TEAM!

PRESIDENT

Ed Kidder

President@PlatinumCoastOrchidSociety.org

VICE PRESIDENT

Mark Walters

VP@PlatinumCoastOrchidSociety.org

TREASURER

Margaret Croucher

Treasurer@PlatinumCoastOrchidSociety.org

SECRETARY

Carolyn Anderson

Secretary@PlatinumCoastOrchidSociety.org

DIRECTORS

Bert Forbush (2022)

Kathy Ballance (2022)

Witha Lacuesta (2022-2023)

James Rice (2022-2023)

Peter Pancoast (Past President)

PLANT FORUM

Betty Adamson

MEMBERSHIP

Margaret Smith

NEWSLETTER EDITOR

Patti Scholes

SUNSHINE

Betty Adamson

GREETER

Margaret Smith

AOS LIAISON

Betty Adamson

RAFFLE

JoAnn Amos

WEBMASTER

Bill Jelen

AUDIO

Scott Anderson

REFRESHMENTS

Kathy Ballance



If you would like to bring refreshments for a meeting, please let Kathy (above) know.