

Platinum Coast Orchid Society

The Rhizome

May 2025

PRESIDENT'S MESSAGE

It's almost here! *Our 60th orchid show!* What an accomplishment! I remember the first show I went to. It was before I became a member and I was dazzled by all the gorgeous orchids. Remember your first show? That's how our guests feel when they walk through the arch into the gymnasium. It's an experience that makes you wish you could buy every plant you desire and keep them looking as great as the day they became yours. I think that's why we join Platinum Coast. We want to learn as much as we can about caring for our new babies and have fun doing it.

Take this opportunity to get as much out of the show as possible. Of course you'll be working during this time, but also remember to talk to vendors and other members about plants you might be interested in purchasing. Try to register for judging one of your own blooming orchids so you can understand the process you'll go through to identify the plant classification and parentage. You might even win a ribbon! After the judging is completed on Friday you might even talk to the judges about various plants. You can bet they will be out purchasing plants too and sometimes you can engage them in conversation about what they are buying.

Last, but not least, make this an enjoyable time for our guests. Many of them will be excited to talk to us because we are part of the magic. Refer them to more senior members or vendors if you don't know the answer. Also, be sure to thank the vendors and sponsors at the show. They make this whole event possible and we want them to know we appreciate all they do.

Most of all have fun!!! You deserve it!

Laura

CALENDAR

Wed., May 14th @6pm Board Meeting

Wed., May 14th @7pm Business Meeting

1493 S. Fiske Blvd., Rockledge, FL 32955

Speaker: Jeanne Thompson- An Orchid Adventure

A big welcome to our new members!!!

Winner of the April newsletter game was Karen Chandler. The answer is the movie "In the Heat of the Night".

SHOW NOTICE

PCOS has established a new show award this year to be called : Platinum Coast Orchid Society Jubilee Award. The award is to be presented to the most outstanding orchid of a hobbyist grower (who has owned the plant for at least six months).

Ed Kidder, a member and past president has volunteered to sponsor this award with \$100.00 every year indefinitely. Ed wants to encourage all our hobbyist growers in their pursuit of orchid knowledge. This one is for us and not the Commercial Vendors who are eligible for all other Awards and Trophies.


SUNSHINE

Speedy get well wishes to Mary Ellen Jelen.

Continuing recovery wishes to Ed Kidder, Jodi Kittleson and Margaret Smith.

Betty

Orchid Forum





Above: Shin Yi Princess




Middle:: QF Paph. Avenue Azhar X QF Voodoo

Laura's orchids

Below: Witha's Guarechea Black Comet, Paph. Nathaniel's Song, Onc. Hawaiian Sunset, and Grace Dunn 'Schadd's Ford'



At right: Betty's *B. digbyana* and *Max. tenuifolia*



Above: Margaret's Ctt. Jewel Box 'Scheherazade' and Vandas Vandachostylis Crystal Freeman (white and yellow)

Repotting cattleyas with Charlie

Many of you have been over to pick up one of Charlie's cattleya divisions recently. Most want to know exactly how Charlie divides and repots. If you are dividing or repotting your cattleya, you can use different bark, rock, and additives—this is just what Charlie uses.

Part 1—Materials Charlie uses: 3 parts Orchiata, 2 parts hydroton clay pellets, and 1 part #4 perlite mixed together, as shown in the bucket below. You can see the pellets, bark and perlite mixed. You might want to get some peanuts that don't melt, as well, to use in the bottom of the pot for airflow.

He also has his sterilized cutting tool ready, as well as an appropriate sized plastic pot, a hanger, cinnamon, twist ties and a blow torch to sterilize his tools and make holes in the pots where needed. It's okay if you don't want to use a blow torch but then you will need to find some other way to sterilize and stabilize.



Part 2— In order BELOW

1. He soaks the cattleya in a 5 gal. bucket of water with a tablespoon of 20/20/20 fertilizer. He submerges the plant in the water for 4-5 hours. 2. When he takes it out, it easily releases from the pot.

#1



#2



You will see the old peanuts that were originally put in the bottom of the pots to take up room and offer more air flow.

At this point you will be able to feel which roots are dead because they will be mushy. Loosen all the old medium cleaning it off the roots. Feel free to use a hose.


- BELOW—3. After cutting off dead roots and parts, he sprinkles those areas with cinnamon. Then he puts a layer of peanuts in the bottom of the pot. 4. After applying a thin layer of medium mixture from the previous page, he sprinkles in some oyster shell. 5. Then he gently places the plant's roots in the pot and pours more medium mixture all around the roots to the top of the pot. 6. A gentle tapping on a hard surface will disperse the medium evenly.

#5


#3



#4



#6



#7

AT LEFT: 7. Lastly, he stabilizes the plant by tying it to either the hanger or something that provides stability while the plant starts to grow. Seems like a lot, doesn't it? But once you have all the supplies and are prepared, it's as easy as loading a dishwasher and it provides a ZEN moment. Any questions? Ask Charlie (or if you're desperate, ask Patti)



American Orchid Society
Education. Conservation. Research.
Affiliated Society

PCOS is an affiliate of the **American Orchid Society (AOS)**. There's an abundance of information on the AOS website. Please visit www.aos.org for articles, advice on growing orchids, and lots of free information.

Ask Betty Adamson for an application if you're interested in joining.

For all current members, remember that your renewal notice will arrive in the Orchid Magazine prior to your month of renewal.

www.aos.org

FOR AOS MEMBERS: The AOS also has a presence on Facebook. There is a [group](#) with close to 65,000 members, and a [page](#). Each allows you to post photographs and ask questions about your orchids. The group is the most active of the two, and group members usually respond quickly to posts. The page is parallel to the AOS Instagram account. <https://www.facebook.com/groups/52597049839> <https://www.facebook.com/AmericanOrchidSociety>

UPCOMING SHOWS

- May 2-4** **Platinum Coast Orchid Society Show**
Kiwanis Island Park Gym
- May 3-4** **Nature Coast Orchid Society**
St. Joan of Arc Church, Spring Hill, FL
- May 10-11** **Volusia County Orchid Society**
Volusia County Fairgrounds
Deland, FL
- June 6-8** **Central Florida Orchid Society**
Florida National Guard Armory
Orlando, FL

SHOW SCHEDULE:

Wed., Apr. 30th, noon Set Up—everyone needed

Thurs. May 1st all day Set up, registration, niche set up

Fri., May 2nd 8am Judging clerks meet in annex

Judging

Opening day

Sun., May 4th 4pm End of show clean up—everyone needed.

PUTTING IN AN EXHIBIT

Our society will participate in the Volusia and Central Florida shows by installing an exhibit. If this is something you would like to learn how to do, please let President Laura Blackmon know. Several members travel to the show with plants and other materials and they always need help. It's a great learning opportunity and lots of fun, especially if our society wins.

2025 PCOS OFFICERS & CHAIRMEN BE PART OF THE TEAM!

PRESIDENT

Laura Blackmon

VICE PRESIDENT

Tom Dixon

TREASURER

Charis Gaines

SECRETARY

Tammy Cheng

DIRECTORS

Carolyn Anderson (2025)

Lois Fletcher (2025)

Ann Wade (2025-26)

Phyllis Gautreaux (2025-26)

PAST PRESIDENT

Margaret Croucher

PCOS Mailing Address:

Platinum Coast Orchid Society

P.O. Box 540991

Merritt Island, FL 32954

Website:

PlatinumCoastOrchidSociety.org

PLANT FORUM

Betty Adamson

MEMBERSHIP

Margaret Smith

NEWSLETTER EDITOR

Patti Scholes

SUNSHINE

Betty Adamson

GREETERS

Margaret Smith & Jennifer Starr

AOS LIAISON

Betty Adamson

RAFFLE

JoAnn Amos

WEBMASTER

Bill Jelen

AUDIO

Scott Anderson

REFRESHMENTS

Kathy Ballance

SHOW CHAIRMAN

Carolyn Anderson